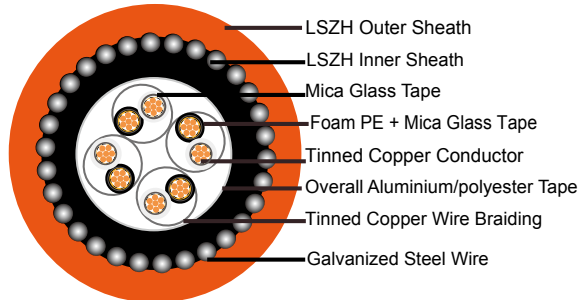


Foam PE Insulated, Mica Glass Tape, Overall Aluminium/polyester Tape & Tinned Copper Wire Braiding Screened, LSZH Inner Sheath, Galvanized Steel Wire Armored, LSZH Sheathed Multipair RS 485 Databus Cables (Part No. : RE-02Ym(St)CHSWAH)



APPLICATION

The cables are designed for RS485 data connections where continued functionality is required during a fire situation. This cable combines low capacitance insulation with one of the highest levels of screening to provide high speed, interference free, data transmission where continued functionality is required during a fire situation.

STANDARDS

Basic design adapted to EIA/TIA 485

FIRE PERFORMANCE

Circuit Integrity	IEC 60331-23; BS 6387 CWZ (Optional)
Flame Retardance (Single vertical wire or cable test)	IEC 60332-1-2; EN 60332-1-2
Reduced Fire Propagation (Vertically-mounted bundled wires & cables test)	IEC 60332-3-24; EN 60332-3-24
Halogen Free	IEC 60754-1; EN 50267-2-1
No Corrosive Gas Emission	IEC 60754-2; EN 50267-2-2
Minimum Smoke Emission	IEC 61034-2; EN 61034-2

CABLE CONSTRUCTION

Conductors: Tinned copper wire, stranded according to IEC(EN) 60228 class 2.

Insulation: Foam PE.

Fire Barrier: Mica Glass Tape

Cabling Elements: Insulated cores are twisted to form pairs with varying lay length to minimize crosstalk. Two pair cable had four cores laid in quad formation.



Caledonian

LSZH Fire Resistant RS485 Screened & GSWA Databus Cables

Cabling: Pairs are cabled together in concentric layers.

Overall Screen 1: Overall aluminium/polyester tape.

Overall Screen 2: Tinned copper wire braiding.

Inner Sheath: Thermoplastic LSZH compound.

Armoured: Galvanized steel wire.

Outer Sheath: Thermoplastic LSZH compound

PHYSICAL AND THERMAL PROPERTIES

Temperature range during operation (fixed state): -20°C - +90°C

Temperature range during installation (mobile state): -5°C - +60°C

Minimum bending radius: 8 x Overall Diameter

ELECTRICAL PROPERTIES

Dielectric test	2000 V r.m.s. for 5' (core-core) 1000 V r.m.s. for 5' (core-screen)
Impedance	120±20Ω
Capacitance	45 nF/km conductor to conductor
	90 nF/km conductor to shield

CONSTRUCTION PARAMETERS

Cable Code	No. of Pair	Nominal Cross Sectional Area	No./ Nominal Diameter of Strands	Nominal Insulation Thickness	Steel Wire Armour Diameter	Nominal Sheath Thick-ness	Nominal Overall Diameter	Approx. Weight
	No	mm ²	No/mm	mm	mm	mm	mm	kg/km
RE-02Ym(St)CHSWAH-2P22AWG	2	0.33	7/0.254	0.6	0.9	1.6	21.5	780



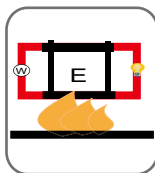
450/750V

Rated Voltage



EIA/TIA 485

Standard




Circuit Integrity
IEC 60331-23/BS 6387(Optional)



Flame Retardancy
BS EN 60332-1-2



Reduced Fire Propagation
EN 60332-3-24



Zero

Halogen Free
IEC 60754-1



Low Corrosivity
IEC 60754-2



Low Smoke Emission
IEC 61034-2